


Lesson Sequence


 **1. Build a structure strong enough to withstand wind**

 **2. Build a waterproof structure**

 **3. Understand the properties of lass and its uses**

 **4. Understand that materials are used to create a variety of furniture**

 **5. Explore a variety of fabrics and understand their different properties**

 **6. Explain the uses of materials and why they are suitable**

Materials which are suitable to use to build a window.

plastic  glass 

Objects which are suitable to use in windy weather.

windsock  windbreaker 

wind turbine  wind toy 

windmill 

Objects which are made from cotton.

trouser  t-shirt  jacket  bag 



Clothing which is suitable to wear in wet weather.

rain jacket  waterproof trousers  wellington boots  rubber gloves 

Materials which is suitable to make a house from.

bricks  timber frame  breeze block 

Materials which are absorbent.

sponge  cloth 



Circle the objects which are made from cotton.



Circle the clothing which is suitable to wear in wet weather.



Circle the materials which can be used to make a house.



Circle the objects which are suitable to use in windy weather.



Circle the materials which are non-absorbent.

